

## Integumentary Med Terms and Skin Diseases

Question Prompt: 1

Total Points: 1

**Chronic or acute inflammatory skin disease with erythematous pustular, or papular lesions**

- impetigo
  - psoriasis
  - eczema
  - scleroderma
- 

Question Prompt: 2

Total Points: 1

**Chronic, recurrent dermatosis marked by silvery-grey scales covering red patches on the skin**

- eczema
  - psoriasis
  - scleroderma
  - tinea
- 

Question Prompt: 3

Total Points: 1

**Malignant neoplasm originating in scale like cells of the epidermis**

- malignant melanoma
  - basal cell carcinoma
  - squamous cell carcinoma
  - systemic lupus erythematosus
- 

Question Prompt: 4

Total Points: 1

**Buildup of sebum and keratin in pores of the skin leading to papular and pustular eruption**

- impetigo
  - decubitus ulcer
  - acne vulgaris
  - scleroderma
- 

Question Prompt: 5

Total Points: 1

**Chronic disease marked by hardening and shrinking of connective tissue in the skin**

- eczema
  - impetigo
  - tinea
  - scleroderma
- 

Question Prompt: 6

Total Points: 1

**A fungal skin infection**

- tinea
  - eczema
  - impetigo
  - angrene
- 

Question Prompt: 7

Total Points: 1

**Cancerous tumor composed of melanocytes**

- squamous cell carcinoma
  - malignant melanoma
  - benign melanoma
  - basal cell carcinoma
- 

Question Prompt: 8

Total Points: 1

**Contagious, infectious pyoderma**

- tinea
  - scleroderma
  - impetigo
  - gangrene
- 

Question Prompt: 9

Total Points: 1

**Necrosis of skin tissue resulting from ischemia**

- psoriasis
  - impetigo
  - scleroderma
  - gangrene
- 

Question Prompt: 10

Total Points: 1

**Malignant neoplasm originating in the basal layer of the epidermis**

- malignant melanoma
  - squamous cell carcinoma
  - decubitus ulcer
  - basal cell carcinoma
- 

Question Prompt: 11

Total Points: 1

**Use the pictures and description of the skin diseases to answer questions 11-22. #11**

- wheal
  - crust
  - nodule
  - scab
  - both B and D
  - None of the above
- 

Question Prompt: 12

Total Points: 1

**#12**

- cyst
  - vesicle
  - pustule
  - none of the above
- 

Question Prompt: 13

Total Points: 1

**#13**

- cyst
  - vesicle
  - pustule
  - nodule
  - none of the above
- 

Question Prompt: 14

Total Points: 1

**#14**

- vesicle

- polyp
  - pustule
  - papule
  - none of the above
- 

Question Prompt: 15

Total Points: 1

**#15**

- cyst
  - papule
  - vesicle
  - macule
  - all of the above
- 

Question Prompt: 16

Total Points: 1

**#16**

- cyst
  - pustule
  - nodule
  - polyp
  - none of the above
- 

Question Prompt: 17

Total Points: 1

**#17**

- fissure
  - macule
  - crust/scab
  - wheal
  - both A and B
  - none of the above
- 

Question Prompt: 18

Total Points: 1

**#18**

- erosion
- macule
- wheal

- papule
  - none of the above
- 

Question Prompt: 19  
Total Points: 1

**#19**

- erosion
  - fissure
  - ulcer
  - macule
  - none of the above
- 

Question Prompt: 20  
Total Points: 1

**#20**

- fissure
  - erosion
  - papule
  - ulcer
  - none of the above
- 

Question Prompt: 21  
Total Points: 1

**#21**

- wheal
  - erosion
  - fissure
  - macule
  - both A and C
  - none of the above
- 

Question Prompt: 22  
Total Points: 1

**#22**

- erosion
- wheal
- ulcer
- macule
- none of the above

11



(dried serum and cellular debris)

12



(solid, elevated mass, more than 1 cm)

13



(fluid or semisolid thick-walled filled sac)

14



(pus-filled)

15




(clear fluid, blister)

16



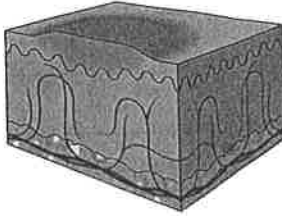
(benign growth extending from mucous membrane surface)

17



(discolored, flat)

18




(smooth, slightly elevated, edema)

19



(slit, groove)

20



(open sore on skin or mucous membrane)

21



(small, solid elevation, pimple or plaque)

22



(wearing away, loss of epidermis)